

Standard/Mini Pocket Charts

Teaching Guide

The *Standard* and *Mini Pocket Charts* (LER 2206 & 2207) will give you countless hours of assistance in the teaching of reading and language arts! Your *Standard Pocket Chart* has ten large see-through pockets for holding sentence and story strips. The *Mini Pocket Chart* has six large see-through pockets. Both charts have large top pockets for you to label your stories and topics! Five reinforced grommets on the standard and three on the mini make it easy to hang them in your classroom.

I Can Read!

Beginning readers will love to practice choral reading with the *Standard* and *Mini Pocket Charts*! The large see-through pockets will make it simple for the whole class to read sentence strips. Fill the pockets with rhymes and have a round!

Sentence Structure

Help students learn about sentence structure with the *Standard* and *Mini Pocket Charts*. Label subjects and predicates. Discuss verbs, objects, articles, and prepositions! It's simple with your charts! Students can make up sentences, break them down, then put them on the chart. Thinking, writing, hearing, and viewing all help reinforce concepts!

Spelling

Put this week's spelling words on your pocket charts and students can practice their skills at a moments notice! The large charts make it easy to clearly display all the words so that the whole class can see them. The chart will remind students to study their words after completing assignments!

Vocabulary

Copying and defining vocabulary words will be a breeze with the *Standard* and *Mini Pocket Charts*. Use the charts to keep track of unfamiliar words in stories children read. Write down the word on a strip and insert it in your chart.

Gather vocabulary from everyday life! Students can later look words up and write their definitions.

Classification

Teach students to recognize patterns and relationships with classification on your *Standard* and *Mini Pocket Chart*! Place a group word in the large top pocket. You may want to start simple with "colors" or "vehicles". Students then need to list words that fit under these categories. Vary classification schemes by having students distinguish between categories. You could mix "color" words and "vehicle" words and encourage students to put them under the correct categories. For example, "car" would fit under "vehicle" and "blue" would fit under "colors".







Rhyme Time

Your pocket charts are perfect for exploring rhymes. Younger students who are just learning to read will love to find rhymes for words like "cat" and "ride." You can encourage students to write their rhyming words and display them on the chart.

Older students can find rhymes with vowel combinations. Less pronounced rhymes may lead to discussions with poetry and meter. Display poems on the chart and look for subtle rhymes.

Keep Track and Get Organized!

Use your pocket charts to organize your classroom! Graph student performance, keep track of data collected, show sentence and story strips, or do countless other projects. Monitor returned papers, you can list student names for jobs and tasks, or list problems to complete for assignments. You can even use your pocket chart to store passes to the office, bathroom, and library!



1

2

3

4

5

6

7

8

9

10